FULL CONE

MaxiPass® L

Low Flow, Full Cone, Maximum Free Passage

DESIGN FEATURES
- 1/8 and 1/4 pipe connection sizes
- Ultimate clog-resistant design, with the largest free passage available in an axial, full-cone nozzle
- Unique, S-shaped internal vanes allow free passage of particles
- High-energy efficiency
- Easily handles dirty, contaminated liquids
- Male connections
- Nozzle body available in Brass, 303, 316 Stainless Steel
- Vanes are 316 Stainless Steel for optimum wear and corrosion resistance

SPRAY CHARACTERISTICS
- High reliability spray performance under the most difficult conditions
- Uniform spray distribution

Spray pattern: Full Cone
Spray angles: Narrow (N), Medium (M), Wide (W)
Flow rates: 0.44 to 7.94 L/min



cutaway view

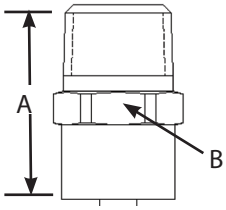







MaxiPass L Ordering Nomenclature

1/8 MPL0.21M -B - 316

pipe connection size
series
flow rating
material
BSP thread connection
spray angle

MaxiPass L (MPL) Flow Rates

Male Pipe Size	K Factor	Nozzle Number	LITERS PER MINUTE @ BAR 0.7 BAR	1 BAR	2 BAR	3 BAR	4 BAR	5 BAR	6 BAR
1/8"	0.514	MPL0.21	0.44	0.51	0.69	0.82	0.93	1.03	1.11
	0.734	MPL0.30	0.63	0.73	0.99	1.18	1.33	1.47	1.59
	1.03	MPL0.42	0.88	1.03	1.39	1.65	1.87	2.06	2.23
	1.39	MPL0.57	1.19	1.39	1.87	2.23	2.52	2.78	3.00
1/4"	1.88	MPL0.77	1.61	1.88	2.53	3.02	3.41	3.76	4.06
	2.74	MPL1.12	2.35	2.74	3.69	4.39	4.97	5.47	5.92
	3.69	MPL1.51	3.17	3.69	4.97	5.92	6.70	7.37	7.97

Flow Rate (L/min) = K (BAR) $^{0.43}$

Spray Angle and Dimensions

Nozzle Number	N spray angle 3 BAR	M spray angle 3 BAR	W spray angle 3 BAR	Approx. Free Passage Dia. (mm) N	M	W	Approx. Dimensions (mm) A length	B hex size	Wt. (g) Metal
MPL0.21	51	77	129	0.94	0.91	0.91	18	11.1	9
MPL0.30	53	86	134	1.1	0.99	1.1			
MPL0.42	51	90	128	1.3	1.2	1.1			
MPL0.57	61	92	127	1.5	1.4	1.3			
MPL0.77	62	90	125	1.7	1.7	1.7	22	14.3	18
MPL1.12	60	92	124	2.2	2.1	2.1			
MPL1.51	70	97	123	2.7	2.3	2.3			

Spray angle performance varies with pressure. Contact BETE Applications Engineering for specific data on critical applications.

Dimensions are approximate. Check with BETE for critical dimension applications.

TO ORDER: specify pipe size, connection type, nozzle number, spray angle, and material.