



THE  
**SPRAY NOZZLE**  
PEOPLE

# AFF

Flat Fan  
Extra Wide



## FLAT FAN

### DESIGN FEATURES

- ✓ One-piece construction
- ✓ Clog resistant
- ✓ Durable
- ✓ FM Approved
- ✓ Male connection



### SPRAY CHARACTERISTICS

- ✓ Extra-wide 145° spray angle
- ✓ Medium-impact spray
- ✓ Spray discharge deflected 75° from inlet axis
- ✓ Coarse atomisation
- ✓ Spray pattern: Flat Fan
- ✓ Spray angle: 145°
- ✓ Flow rates: 25.3 to 263 l/min



The AFF is a deflector style flat fan spray nozzle with an extra wide angle pattern. It is approved by Factory Mutual for fire protection.

The AFF produces a relatively coarse spray with medium impact.


AFF nozzles are used in fire protection applications such as water walls and deluge systems.

They are proven to work in demanding and mission-critical environments such as offshore drilling platforms and petroleum storage.

CALL NOW : +44 (0) 1273 400092

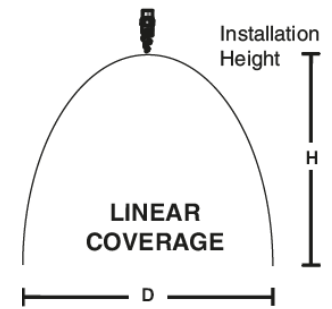
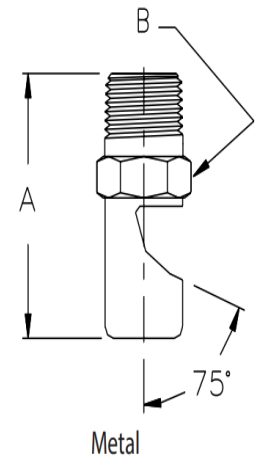
[www.spray-nozzle.co.uk](http://www.spray-nozzle.co.uk)

The Go-to People for spray nozzle solutions



## AFF Flow Rates and Dimensions

Thread	Nozzle No	K Factor	Pressure (bar)	Flow Rate (l/min)	Orifice (mm)	Free Passage (mm)	Dims (mm)		Mass (g)
							A	B	
1/2"	1.18-145	17	3.4	31.4	5.3	5.3	50.8	22.4	117
			10.3	54.6					
	1.66-145	23.9	3.4	44.1	6.4	6.4			
			10.3	76.7					
	2.53-145	36.5	3.4	67.3	7.9	7.9			
			10.3	117.1					
2.85-145	41	3.4	75.6	8.1	8.1				
		10.3	131.6						
3/4"	3.35-145	48.3	3.4	89.1	8.8	8.8	66.8	35.1	345
			10.3	155					
	4.43-145	63.9	3.4	118	10.3	10.3			
			10.3	205					
	5.69-145	82	3.4	151	11.5	11.5			
			10.3	263					



## AFF Spray Coverage Nozzle Spray Directed Vertically Down

Con- nection (Male Pipe Size)	Installation Height - H (m)			Linear Coverage - D (m) @ Installation Height - H (m)									
	Nozzle No	Pressure (bar)	Measured Angle	0.3	0.6	0.9	1.2	1.5	1.8	2.1	2.4	2.7	3
1/2"	1.18-145	3.4	144°	1.88	3.28	4.33	5.28	5.94	6.32	6.67	6.95	7.10	7.21
		10.3	148°	2.07	3.56	4.45	5.28	5.88	6.24	6.57	6.81	6.99	7.09
	1.66-145	3.4	140°	1.86	2.95	4.09	4.95	5.73	6.18	6.60	6.89	7.10	7.24
		10.3	141°	1.99	3.16	4.37	5.29	5.98	6.62	6.98	7.32	7.55	7.72
	2.53-145	3.4	140°	1.86	2.95	4.09	4.95	5.73	6.18	6.60	6.89	7.10	7.24
		10.3	139°	1.48	2.30	3.00	3.88	4.58	5.30	5.72	6.14	6.53	6.74
2.85-145	3.4	152°	1.83	3.66	4.88	5.49	6.10	6.71	7.32	7.92	8.53	9.14	
	10.3	152°	2.13	3.05	4.27	4.88	5.18	5.49	6.10	6.71	7.32	7.92	
3/4"	3.35-145	3.4	139°	1.38	2.49	3.38	4.10	4.84	5.39	5.81	6.19	6.45	6.63
		10.3	128°	1.53	2.37	3.42	4.26	5.13	5.77	6.25	6.60	6.91	7.13
	4.43-145	3.4	134°	1.41	2.89	3.75	4.66	5.34	5.85	6.24	6.59	6.84	7.01
		10.3	135°	1.60	2.86	3.86	4.88	5.62	6.17	6.65	6.98	7.20	7.37
	5.69-145	3.4	136°	1.84	2.91	3.78	4.69	5.37	6.00	6.36	6.70	6.93	7.09
		10.3	135°	1.60	2.86	3.86	4.88	5.62	6.17	6.65	6.98	7.20	7.37