



THE  
**SPRAY NOZZLE**  
PEOPLE

# TW

Spiral Static Nozzle



## TANK WASH

### DESIGN FEATURES

- ✓ Clog-resistant spiral design
- ✓ Energy efficient
- ✓ Compact design; fits small openings

### SPRAY CHARACTERISTICS

- ✓ Easy to maintain
- ✓ Unique patterns that spray in opposing directions
- ✓ Flow rates: 11.4 to 260 l/min

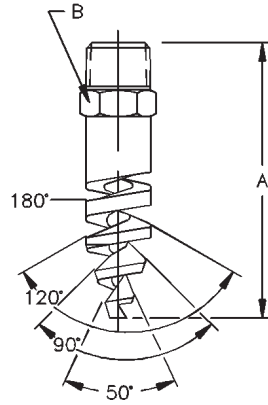



The TW is a special very wide angle spiral nozzle that delivers up to a 270° spray pattern. This makes it suitable for cleaning many tanks and vessels. The spiral design is clog resistant which means recirculated wash water can be used. The spiral design also has a very small width compared to other tank cleaning heads, which means the TW can be inserted in to tanks with very small openings.

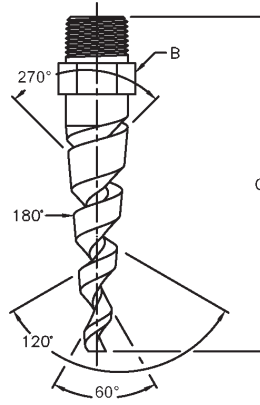
CALL NOW : +44 (0) 1273 400092

[www.spray-nozzle.co.uk](http://www.spray-nozzle.co.uk)

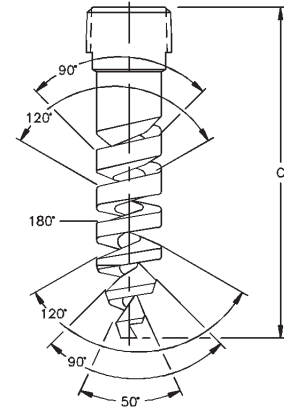
The Go-to People for spray nozzle solutions



TW 12-TW 20 (180°)



TW 12-TW 20 (270°)



TW 1

## TW Flow Rates and Dimensions

TW 180° and 270° Spray Angles, 3/8" and 1" Pipe Sizes, BSP or NPT  
Standard Materials: Brass, 316 Stainless Steel

Male Pipe Size	Nozzle Number	Available Spray Angles	K	Flow Rate (l/min) at bar						Ori Dia	Free Pass	Dimension (mm)			Wt (g)
				0.7 bar	1 bar	2 bar	3 bar	4 bar	5 bar			A	B	C	
3/8"	TW12	180° 270°	13.7	11.4	13.7	19.3	23.7	27.3	30.6	4.83	3.3				
	TW14	180° 270°	18.5	15.4	18.5	26.1	32	36.9	41.3	5.59	3.3	73	17.5		49.6
	TW16	180° 270°	24.2	20.2	24.2	34.2	41.8	48.3	54	6.35	3.3				
	TW20	180° 270°	37.6	31.5	37.6	53.2	65.1	75.2	84.1	7.87	3.3				
1"	TW1	270°	116	97.2	116	164	201	232	260	14.2	5.08			146.1	298

Flow Rate (l/min) = K √ bar

## TW Tank Washing Coverage Chart

Spraying at 2-3 bar

Pipe Size	Nozzle Number	Scrubbing Diameter (mm)	Rinsing Diameter (mm)
3/8"	TW12	380	760
	TW14	460	1200
	TW16	610	1500
	TW20	910	2100
1"	TW1	2400	6100